



FIBERGLASS AND SYNTHETIC RIGID BOX FILTERS





**TRI-CELL R AND SYN-PAC R
EXTENDED SURFACE
RIGID FILTERS OFFER
SUPERIOR PERFORMANCE,
RUGGED CONSTRUCTION,
AND A WIDE RANGE OF
EFFICIENCIES.**

MEDIA OPTIONS

Tri-Dim's Rigid Cell family offers both fiberglass media and synthetic media. Tri-Dim's TRI-CELL R offers fiberglass media, a high loft, depth loading micro-glass media. Tri-Dim's fiberglass media offers strong mechanical filtration properties and provides proven removal efficiencies throughout the filters life.

Tri-Dim's SYN-PAC R filters feature a 100% synthetic media. Tri-Dim's SYN-PAC media offers high initial efficiency, low resistance and reduced fiber shedding.



FRAME STYLES


TRI-CELL R and SYN-PAC R filters are offered in a no header 'box' style or a single header style frame – both are constructed of galvanized steel. Tri-Dim's Single Header Style frame will fit into any OEM Side Access Housing. Tri-Dim's No Header 'Box' Style is designed to fit into holding frame applications that utilize spring clips – both the TRI-CELL R and SYN-PAC R come with holes predrilled for spring clip use.

Tri-Dim offers both the TRI-CELL R and SYN-PAC R filters in both 12" and 6" nominal depths.

EFFICIENCY OPTIONS

TRI-CELL R and SYN-PAC R are offered in a wide variety of ASHRAE efficiencies. Available efficiencies are 45-50% (MERV 9), 60-65% (MERV 11), 80-85% (MERV 13) and 90-95% (MERV 14).

This broad offering of efficiencies allows for use in a wide range of applications and will allow for easy efficiency upgrades when needed.



TRI-CELL R filters (l to r) 45-45%, 60-65%, 80-85% and 90-95%



Plastic, Cardboard and Metal (l to r) Finger Media Separators

FILTER CONSTRUCTION

The Tri-Dim Rigid Cell family utilizes a galvanized steel frame and cardboard or plastic finger media separators on our standard version of the TRI-CELL R and SYN-PAC R filters. Metal finger media separators are available in the all-metal 'RM' versions, see below for more information.

The TRI-CELL R and SYN-PAC R filters utilize an expanded metal, rust resistant wire support grid that is bonded to the media for added media support.

ADDITIONAL OPTIONS

TRI-CELL RM and SYN-PAC RM – Both the TRI-CELL R and SYN-PAC R are offered in all metal versions featuring metal finger media separators.

UL CLASS 1 – TRI-CELL R is offered in a UL Standard 900 Class 1 version for applications where required.

GASKETING – Optional gasketing is available on both the TRI-CELL R and SYN-PAC R filter. Appropriate gasketing is recommended on all high efficiency filters to eliminate the bypass of unfiltered air.



All Metal "RM" Version

PRODUCT SPECIFICATIONS

SPECIFICATION SYN-PAC R SERIES

MEDIA:

Lofted Synthetic

RECOMMENDED FINAL RESISTANCE:

1.5" W.G. (373 PA)

Media Area (No Header Version):

24x24x12	58 Sq Ft
610x610x305	5.4 m ²
24x12x12	28 Sq Ft
610x305x305	2.6 m ²
24x24x6	29 Sq Ft
610x610x152	2.7 m ²
24x12x6	14 Sq Ft
610x305x152	2.0 m ²

RESISTANCE:

12" Deep 90-95%	0.58"WG @ 500 FPM 144 PA @ 2.54 m/sec
6" Deep 90-95%	0.46"WG @ 300 FPM 114 PA @ 1.52 m/sec
12" Deep 80-85%	0.41"WG @ 500 FPM 102 PA @ 2.54 m/sec
6" Deep 80-85%	0.32"WG @ 300 FPM 80 PA @ 1.52 m/sec
12" Deep 60-65%	0.31"WG @ 500 FPM 77 PA @ 2.54 m/sec
6" Deep 60-65%	0.29"WG @ 375 FPM 72 PA @ 1.91 m/sec
12" Deep 45-50%	0.22"WG @ 500 FPM 55 PA @ 2.54 m/sec
6" Deep 45-50%	0.29"WG @ 500 FPM 72 PA @ 2.54 m/sec

RATED EFFICIENCY:

ASHRAE 52.1 = ASHRAE 52.2

45-50% = MERV 9
60-65% = MERV 11
80-85% = MERV 13
90-95% = MERV 14

SPECIFICATION TRI-CELL R SERIES

MEDIA:

Lofted Fiberglass

RECOMMENDED FINAL RESISTANCE:

1.5" W.G. (373 PA)

Media Area:

24x24x12	58 Sq Ft
610x610x305	5.4 m ²
24x12x12	28 Sq Ft
610x305x305	2.6 m ²
24x24x6	29 Sq Ft
610x610x152	2.7 m ²
24x12x6	14 Sq Ft
610x305x152	1.3 m ²

RESISTANCE:

12" Deep 90-95%	0.68"WG @ 500 FPM 169 PA @ 2.54 m/sec
6" Deep 90-95%	0.56"WG @ 300 FPM 139 PA @ 1.52 m/sec
12" Deep 80-85%	0.50"WG @ 500 FPM 124 PA @ 2.54 m/sec
6" Deep 80-85%	0.41"WG @ 300 FPM 102 PA @ 1.52 m/sec
12" Deep 60-65%	0.42"WG @ 500 FPM 104 PA @ 2.54 m/sec
6" Deep 60-65%	0.41"WG @ 375 FPM 102 PA @ 1.91 m/sec
12" Deep 45-50%	0.29"WG @ 500 FPM 72 PA @ 2.54 m/sec
6" Deep 45-50%	0.30"WG @ 500 FPM 75 PA @ 2.54 m/sec

RATED EFFICIENCY:

ASHRAE 52.1 = ASHRAE 52.2

45-50% = MERV 9
60-65% = MERV 11
80-85% = MERV 13
90-95% = MERV 14

Tri-Dim Filter Corporation is committed to continual product development – all descriptions, specifications and performance data are subject to change without notice.

Tri-Dim® and Tri-Dek® are Registered Trademarks of Tri-Dim Filter Corporation. Tri-Cell R™ and Syn-Pac R™ are Trademarks of Tri-Dim Filter Corporation.



TRI-DIM FILTER CORPORATION

P.O. BOX 466 • 93 INDUSTRIAL DRIVE
LOUISA, VA 23093

(540) 967-2600 • FAX: (540) 967-2835

EMAIL: info@tridim.com • Website: www.tridim.com

TOLL FREE 1-800-458-9835

Local Representation: